

启迪环境行政及股权投资有限公司股权转让协议补充协议
启迪环境行政及股权投资有限公司股东在启迪环境价值项目
——长期股权投资“启迪城市环境服务集团有限公司股东大会

1

2

3

4

5

6



.....	2
.....	3
.....	4
.....	4
.....	14
.....	23
.....	67
.....	127
.....	131



()





v

“ ”

(“ ”)

()



7 115

(1)

1)

	25,245.78
177.12	16
	25,068.66

2)

	67,469.70	240.81	67,228.89
			1

3)

	11,790.80	0.00	11,790.80
	1		

4)

	8,340.86	2019	1
--	----------	------	---

5)

	169,311.42	174.03	169,137.39
		1	

6)

	4,614.61	0.00	4,614.61
	()		



143.03

(2)

1)

115

69,842.33

2)



1241

70

2,497,7



2017 12

2021 6

1%

1%

/

4)



RA




8.	-	2019/6/1	2019/6/1
9.	-	2019/6/1	2019/6/1
10.	-	2019/6/1	2019/6/1
11.	-		



24. 1 -	-	2019/6/1	2019/6/1
25. 1 -	-	2019/6/1	2019/6/1
26. 1 -	-	2019/6/1	2019/6/1
27. 1 -	-	2019/6/1	2019/6/1
MVR			
28. 1 -	-	2019/6/1	2019/6/1
29. 1 -	-	2019/6/1	2019/6/1
30. 1 -	-	2019/6/1	2019/6/1
31. 1 -	-		

5



WA

0#

0#



0\





40.	-	(00803476)			2019/9/1	2019/9/1
41.	-	(00803477)			2019/9/1	2019/9/1
42.	-				2020/3/1	2020/3/1
43.	-				2020/3/1	2020/3/1
44.	-				2020/3/1	2020/3/1
45.	-				2020/3/1	2020/3/1

④

2

3.67

2.76

“ ”

/

5)

260.84

6)

103.71

7)

76.16

(3)



12 18

2020 12 14 2020

1

“ ” “ ” “ ” “ ”

2

3

(1)

(2)



(3)

(4)

4

“ ”

“ ”



(1)

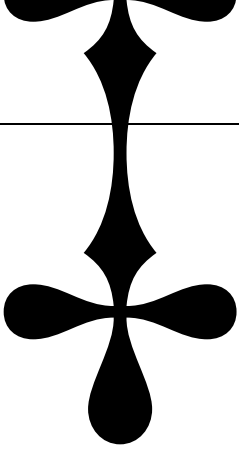
1)

2)

(2)

1)

“ ” “ ”



3)

“ ” “ ”

4)

5)



1)

2)

3)

4)

5)

6)

7)

8)

9)

/

10)

11)

()

()

1



8

2

3

4

5

/

—

2020-06-09

2022-05-09

23,000,000.00

6

7

8



()

()

()



7

115

1		144,517.00
2		2,025.49
3		583.20
4		1,069.47
5		1,176.31
6		199.35
7		-66.22
8		178.33
9		-4.27
10		149,678.66

2,865,013,650.32

1		252,457,840.19



2		672,288,939.23
3		117,908,038.63
4	()	83,408,602.97
5		1,691,373,906.77
6		46,146,064.02
7		1,430,258.51

(1)

(2)

(3)

(4)

(1)

(2)

1.

252,457,840.19

(1)

1,771,225.92

16





1

117,908,038.63

4.

83,408,602.97

2019

1

83,408,602.97

5.

1,693,114,223.39

1,740,316.62

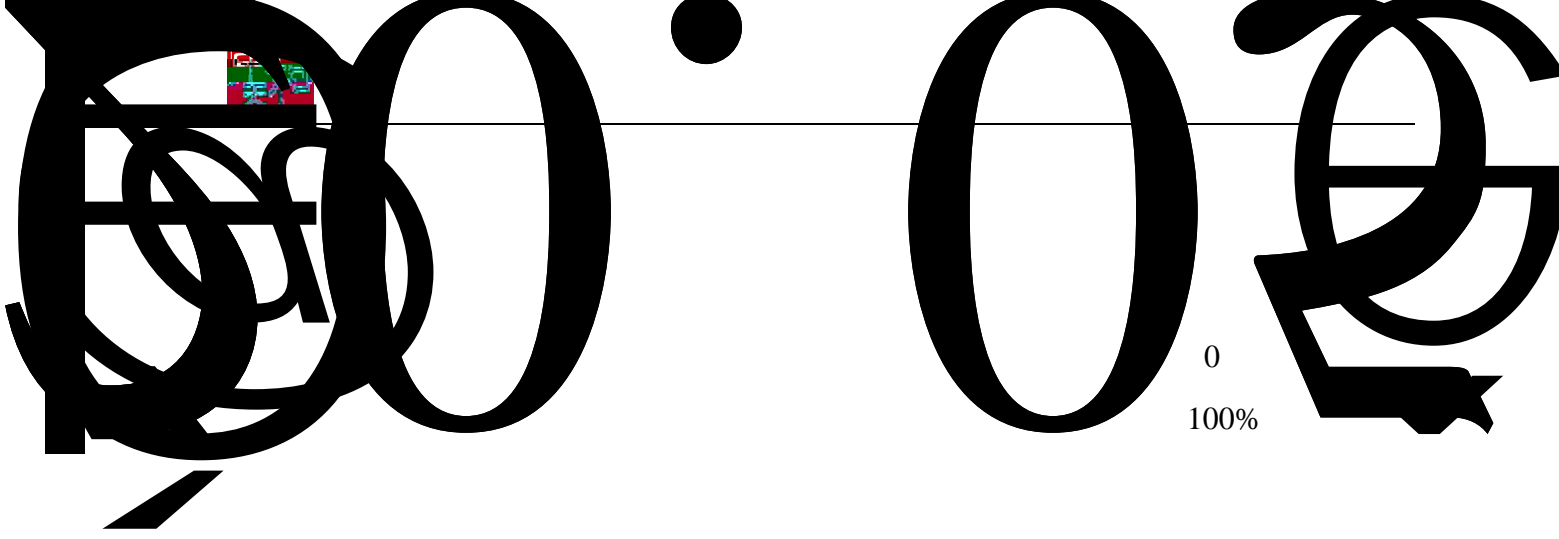
1,691,373,906.77

250

1

(

)



0
100%

1,691,373,906.77

6.

46,146,064.02

0.00

46,146,064.02

()

40% 60%


1

15



4x4 4x4 4x4

í a "





ESG

1,430,258.51

2,865,013,070.35

-579.97

-0.00%

0

1	252,457,840.19	252,457,840.19	0.00	0.00%
2	672,288,939.23	672,288,939.23	0.00	0.00%
3	117,908,038.63	117,908,038.63	0.00	0.00%
4	83,408,602.97	83,408,602.97	0.00	0.00%
5	1,691,373,906.77	1,691,-		



6		2018/3/21--	100%	100.00%	5,000,000.00	5,000,000.00
7		2015/1/12-	100%	100.00%	5,000,000.00	5,000,000.00
8		2015/8/17-2045/8/11	100%	100.00%	5,000,000.00	5,000,000.00
9		2015/10/14-2045/10/13	100%	100.00%	5,000,000.00	5,000,000.00
10		2017/3/23-	100%	100.00%	40,000,000.00	40,000,000.00
11		2017/12/20-	100%	100.00%	5,000,000.00	5,000,000.00
12		2016/2/22-2046/2/21	90%	90.00%	4,500,000.00	4,500,000.00
13		2017/5/23--2042/5/22	100%	76.00%	3,823,600.00	3,823,600.00
14		2018/2/6--2043/2/5	90%	68.00%	19,599,056.41	19,599,056.41
15		2018/06/21/-2048/06/20/	100%	100.00%	5,000,000.00	5,000,000.00
16		2018/07/09/-2028/07/08/	100%	100.00%	5,000,000.00	5,000,000.00
17		2019/03/21-	100%	76.00%	3,791,800.00	3,791,800.00
18		2016/12/20-2041/12/19	80%	80.00%	4,000,000.00	4,000,000.00
19		2014/7/17-2044/7/16	60%	12.00%	2,400,000.00	2,400,000.00
20		2014/10/11-2034/10/11	60%	0.00%	60,000.00	60,000.00
21		2015/1/6-	100%	100.00%	5,000,000.00	5,000,000.00
22	()	2015/1/20-2035/1/19	51%	20.00%	1,020,000.00	1,020,000.00
23		2015/6/18-2045/6/17	100%	100.00%	5,000,000.00	5,000,000.00
24		2017/7/27--2027/7/26	100%	100.00%	5,000,000.00	5,000,000.00
25		2017/10/17-	100%	53.00%	2,651,153.07	2,651,153.07
26		2019/1/10-	100%	100.00%	5,000,000.00	5,000,000.00
27	()	2013/12/12-2043/12/11	100%	100.00%	10,000,000.00	10,000,000.00
28		2014/4/15-	100%	100.00%	5,000,000.00	5,000,000.00
29		2014/6/16-2044/8/22	100%	100.00%	5,000,000.00	5,000,000.00
30		2014/8/4-	100%	100.00%	5,000,000.00	5,000,000.00
31		2015/2/6-2045/2/5	100%	100.00%	5,000,000.00	5,000,000.00
32		2015/5/26-2045/5/25	100%	100.00%	5,000,000.00	5,000,000.00
33		2017/2/17--2047/2/15	100%	100.00%	5,000,000.00	5,000,000.00
34		2017/12/01—	90%	90.00%	4,500,000.00	4,500,000.00
35		2018/8/16-2048/8/15	100%	100.00%	5,000,000.00	5,000,000.00
36		2015/11/4-	100%	75.00%	3,742,400.00	3,742,400.00
37		2015/12/14-	100%	100.00%	5,000,000.00	5,000,000.00
38		2017/4/1-	100%	50.00%	2,500,000.00	2,500,000.00
39		2009/1/20--	51%	34.00%	3,410,000.00	3,410,000.00
40		2017/4/20--2047/4/19	100%	12.00%	600,000.00	600,000.00
41		2017/12/15--2037/12/14	100%	100.00%	5,000,000.00	5,000,000.00
42		2018/1/2--	100%	100.00%	5,000,000.00	5,000,000.00
43		2018/12/10/-2028/12/9	100%	19.00%	950,000.00	950,000.00



79

2017/6/2--

100%

100.00%

5,000,00



33		100%	100.00%	5,000,000.00	12,793,700.00	155.87%	
34		90%	94.74%	4,500,000.00	1,594,568.94	-64.57%	
35		100%	100.00%	5,000,000.00	28,983,000.00	479.66%	
36		100%	100.00%	3,742,400.00	11,729,800.00	213.43%	
37		100%	100.00%	5,000,000.00	-3,167,400.00	-163.35%	
38		100%	100.00%	2,500,000.00	1,398,500.00	-44.06%	
39		51%	51.00%	3,410,000.00	4,922,826.00	44.36%	
40		100%	100.00%	600,000.00	918,100.00	53.02%	
41		100%	100.00%	5,000,000.00	-3,049,100.00	-160.98%	
42		100%	100.00%	5,000,000.00	9,674,000.00	93.48%	
43		100%	100.00%	950,000.00	5,116,200.00	438.55%	
44		100%	100.00%	5,000,000.00	6,400,083.58	28.00%	
45		100%	100.00%	5,000,000.00	8,911,300.00	78.23%	
46		51%	51.00%	12,403,200.00	15,562,752.00	25.47%	
47		100%	100.00%	5,000,000.00	8,004,900.00	60.10%	
48		100%	100.00%	2,900,000.00	5,040,600.00	73.81%	
49		51%	51.00%	16,450,000.00	15,077,895.00	-8.34%	
50		100%	100.00%	5,000,000.00	5,301,600.00	6.03%	
51		70%	82.35%	700,000.00	-1,625,836.05	-332.26%	
52		100%	100.00%	2,005,000.00	2,117,900.00	5.63%	
53		80%	80.00%	16,000,000.00	18,553,600.00	15.96%	
54		90%	100.00%	4,500,000.00	-15,027,500.00	-433.94%	
55		100%	100.00%	5,000,000.00	29,354,000.00	487.08%	
56		100%	100.00%	5,000,000.00	7,019,900.00	40.40%	



57		100%	100.00%	5,000,000.00	7,700,400.00	54.01%
58	I 00	100%	100.00%	5,000,000.00	4,630,800.00	-7.38%
59	IO 002	100%	100.00%	5,000,000.00	14,604,800.00	192.10%
60	00 Δ	51%	51.00%	5,100,000.00	13,818,297.00	170.95%
61		55%	55.00%	1,650,000.00	7,634,330.00	362.69%
62		90%	94.74%	36,000,000.00	62,514,567.96	73.65%
63		51%	51.00%	1,840,000.00	3,984,834.00	116.57%
64		100%	100.00%	5,000,000.00	2,086,500.00	-58.27%
65		60%	60.00%	3,000,000.00	2,228,520.00	-25.72%
66		60%	100.00%	6,000,000.00	5,517,900.00	-8.04%
67		100%	100.00%	5,000,000.00	11,099,600.00	121.99%
68		100%	100.00%	5,000,000.00	22,872,800.00	357.46%
69		100%	100.00%	5,000,000.00	21,072,500.00	321.45%
70		60%	69.57%	960,200.00	3,886,110.63	304.72%
71		100%	100.00%	850,000.00	2,435,900.00	186.58%
72		100%	51.00%	2,550,000.00	19,911,930.00	680.86%
73		100%	100.00%	5,000,000.00	38,299,400.00	665.99%
74		100%	100.00%	5,000,000.00	128,800.00	-97.42%
75		100%	100.00%	5,000,000.00	14,928,300.00	198.57%
76		100%	100.00%	5,000,000.00	-10,085,200.00	-301.70%
77		100%	100.00%	5,000,000.00	2,843,500.00	-43.13%
78	000 OA	100%	100.00%	4,100,000.00	2,915,500.00	-28.89%
79		100%				

● €

Λ
~v

●^ě

↓
€

■ ● €

~v

t

■ ■ ■

● €

~
[€]



105	100%	100.00%	-	8,736,800.00	
106	100%	70.00%	-	585,970.00	
107	51%	94.23%	24,500,000.00	28,387,352.88	15.87%
108	100%	70.00%	3,500,000.00	4,819,850.00	37.71%
109	100%	100.00%	5,000,000.00	1,817,700.00	-63.65%
110	100%				



1

30.70





A. $\frac{-}{\times}$ ()

B. 2012 12

$\times 60\%$ $\times 40\%$

(1) $\times 100\%$
 (1) $\times 100\%$

C. \times $\times 100\%$
 \times



×

()

= () / ×100%


×

322,828.00

895,102.17

45.20%

	0.00	0.00	0.00	0.00		
	330,876.11	306,979.51	331,376.00	321,435.00	0.15%	4.71%
	4,606,027.56	1,673,424.32	4,556,931.00	2,554,071.00	-1.07%	52.63%
			4,888,307.00	2,875,506.00	-0.98%	45.20%






2021 6

41%

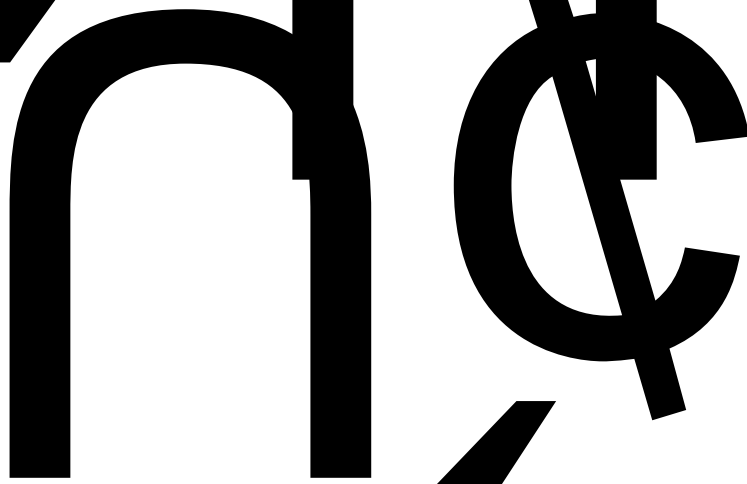
41%

2017 12



(3)

(4)



(1)

(2)

(3)





6	2016214 55886.x	(--)			2017/5/1	2017/5/1	
7	2016214 56597.1	(--)			2017/5/1	2017/5/1	
8	2016214 56590.x	(--)			2017/5/1	2017/5/1	
9	2018307 16634.6	(-)			2019/8/1	2019/8/1	
10	2018305 37609.1	(- 1.0)			2019/12/1	2019/12/1	
11	2019221 27677.2	(-)			2019/12/1	2019/12/1	
12	2019305 94772.6	(- / 2.0)			2019/12/1	2019/12/1	

3

45

9,094.34

7,932.05

46.	-	-			2019/6/1	2019/6/1
47.	-	-			2019/6/1	2019/6/1
48.	-	-			2019/6/1	2019/6/1
49.	-	-			2019/6/1	2019/6/1
50.	-	-			2019/6/1	2019/6/1
51.	-	-			2019/6/1	2019/6/1



52. 1 -	-	2019/6/1	2019/6/1
53. 1 -	-	2019/6/1	2019/6/1
54. 1 -	-	2019/6/1	2019/6/1
55. 1 -	-	2019/6/1	2019/6/1
56. 1 -	-	2019/6/1	2019/6/1
57. 1 -	-	2019/6/1	2019/6/1
58. 1 -	-	2019/6/1	2019/6/1
59. 1 -	-	2019/6/1	2019/6/1
60. 1 -	-	2019/6/1	2019/6/1
61. 1 -	-	2019/6/1	2019/6/1

Ð



84.	-	(00803475)			2019/9/1	2019/9/1
85.	-	(00803476)			2019/9/1	2019/9/1
86.	-	(00803477)			2019/9/1	2019/9/1
87.	-				2020/3/1	2020/3/1
88.	-				2020/3/1	2020/3/1
89.	-				2020/3/1	2020/3/1
90.	-				2020/3/1	2020/3/1

4

2

3.67

2.76

“ ”

(1)

(2)

(1)



/

$$P = \sum_{t=1}^n \frac{Ft}{(1+i)^t}$$

P—

Ft— t

n—

i—

Ft= t ×

K L+(h-L)×q

K—

L—

h—

q—

—



- — 92#
 6,633,577.82 2020 11
 1
 =
 = 6,633,577.82
 65,614,998.11 78,435,145.83
 12,820,147.72 19.54%

8 1.53 6.7
 2020 7

= - -
 1

2
 13%
 3



4

1

<http://www.chinabond.com.cn/>

10

3.2601%

3.2601%

2

()

5

0%—8%

(40%)

$r = a + (b - a) \times s$

r—

a—

b—

s—

0

$0\% + (8\% - 0\%) \times 0\% = 0$



	0.3	35	10.5
	0.3	35	10.5
	0.2	35	7
	0.2	35	7
	1		35

35
 35
 35

22

$$0\% + (8\% - 0\%) \times 35\% = 2.80\%$$

0.4 50 20
 0.7 50 21
 0.6 0.3 30 3.6
 0.3 0.4





1		128,567.94	2,380.88
2		97,727.27	31,670.79
3		87,954.55	33,390.20
4		142,500.00	58,055.63
5		95,871.56	47,048.06
6	-	5,047,169.81	1,542,190.81
7		2,452,830.20	181,691.12
8		2,707,547.18	200,559.01
9		9,862.39	6,246.18
10		7,568.81	4,793.58
11		2,702,264.16	500,419.31

()

()

1

(1)

(2)

2

(1)

(2)

(3)



2,240,340,293.99


46,668,823.61

1.		252,021,353.79
2.		450,686,611.76
3.		135,734,843.57
4.		84,344,126.13
5.		2,487,054.24
6.		431,838.44
7.		1,253,280,402.38
8.		38,969,164.51
9.		22,384,899.17
1.		46,668,823.61

(1)

(2)





84,344,126.13

10

84,344,126.13

5.

2,487,054.24

2,487,054.24

6.

4 1,8

8.44



9. 38,969,164.51
22,384,899.17



17.



1.

(“ ”)

911101123063276205

()

1 8 11 A1101

135,000.00

135,000.00

2014-05-13

2014-05-13 2044-05-12

()

()

) (

) (

) (

)

2.





(1)

1)

" +"

115

65

2)



2020 12 10
 144,318.14 2020
 67,023.03 631.21
 16,334.71
 ()

324,610.50	366,474.56	373,217.91
221,654.32	228,064.02	228,899.77
102,956.18	138,410.54	144,318.14
74,067.47	64,713.26	67,023.03
60,434.65	48,054.73	55,067.33
-1,774.30	1,250.12	6,077.99
-1,766.32	867.68	5,961.49

9011

4'318

1954.4



	[2019] 2-01134	[2020] 2-00961	[2020] 2-00529

4.

- 42

5.

(2019

87) 2019 10 1 2021 12 31
15%

6.

		0% 6% 13%
		5%
		3%
		2%
		25%

(1)

(2)

(

)



-

-

(DCF)

- (1)
- (2)
- (3)
- (4)

(1)

- 1)
- 2)



B

B P C_1 C_2 E'

C_1

C_2

()

E'

P

P r^{n-1} R_t $1 - r^t$ $\frac{R_{n-1}}{r-g}$ $1 - r^n$

R_t i ()

r

g $g < 0$

n

(1)

+ $\times(1 - T)$



(2)

2025 12 31

2026 1 1

2020 12 11

(3)

(FCFF)

(WACC)

$$WACC = K_e \frac{E}{D+E} + K_d (1-t) \frac{D}{D+E}$$

WACC

E

D

K_e

K_d

T

WACC

K_e

(CAPM)

$$K_e = R_f + MRP + R_c$$



K



2.

3.

4.

5.

6.

7.

8.

9.

10.

11.

12.

13.

14.

15.

(2019 87) 2019 10 1 2021 12 31

15%

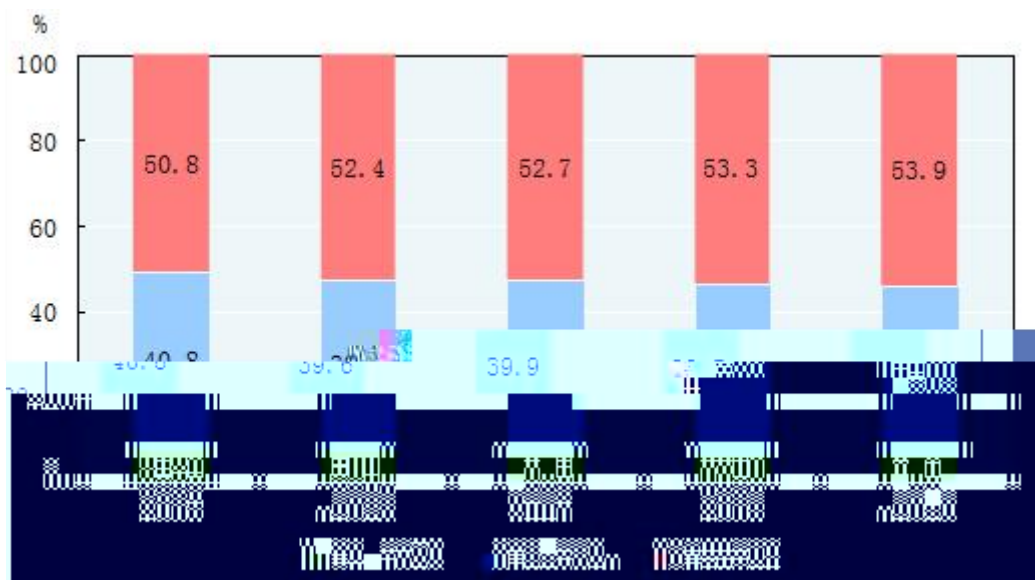


1.

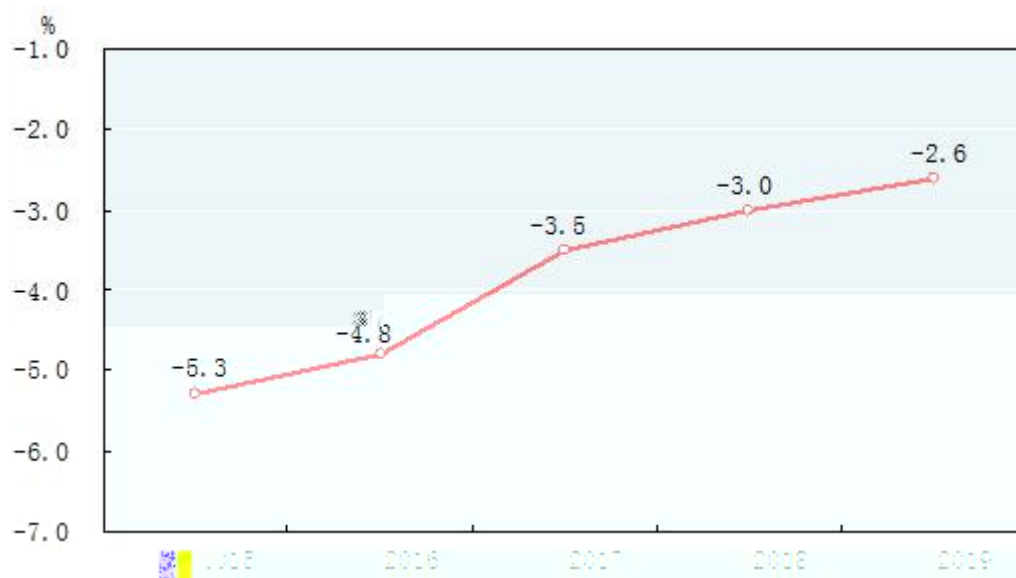
2019		990865		6.1%
70467	3.1%		386165	5.7%
534233	6.9%			7.1%
	39.0%		53.9%	
	57.8%		31.2%	
	11.0%	70892		5.7%
988458	6.2%			2.6%
115009	/	6.2%		



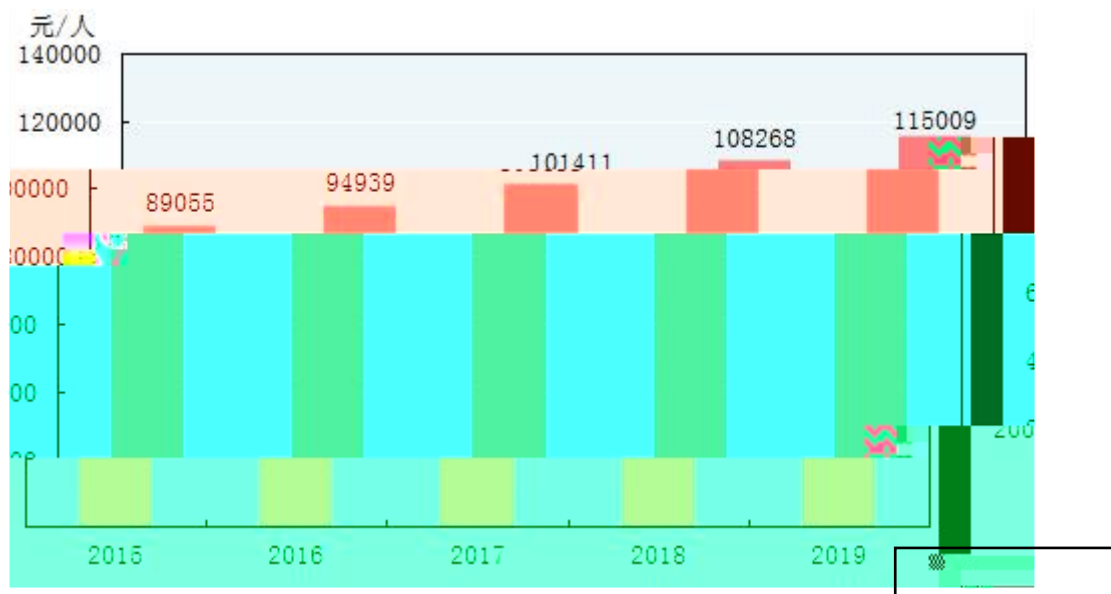
2 2015-2019



3 2015-2019



4 2015-2019



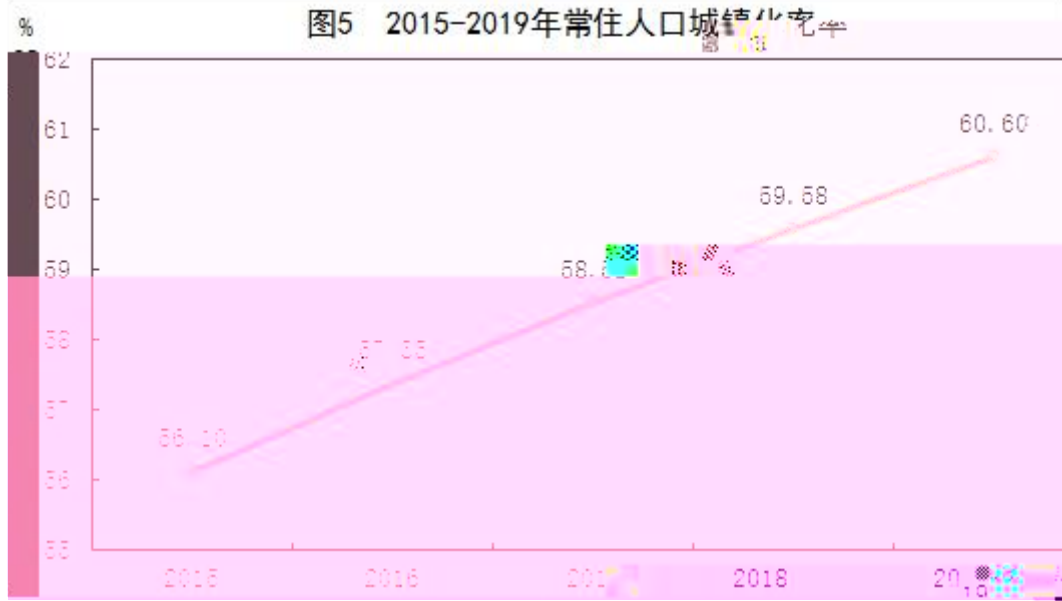
	140005	467	
84843	() 60.60%	1.02
	44.38%	1.01	1465
	10.48‰	998	7.14‰
	2.80	2.36	3.34‰

1 2019

	()	(%)
	140005	100.0
	84843	60.60
	55162	39.40
	71527	51.1
	68478	48.9
0-15 (16) [11]	24977	17.8
16-59 (60)	89640	64.0
60	25388	18.1



图5 2015-2019年常住人口城镇化率



77471

44247

57.1%

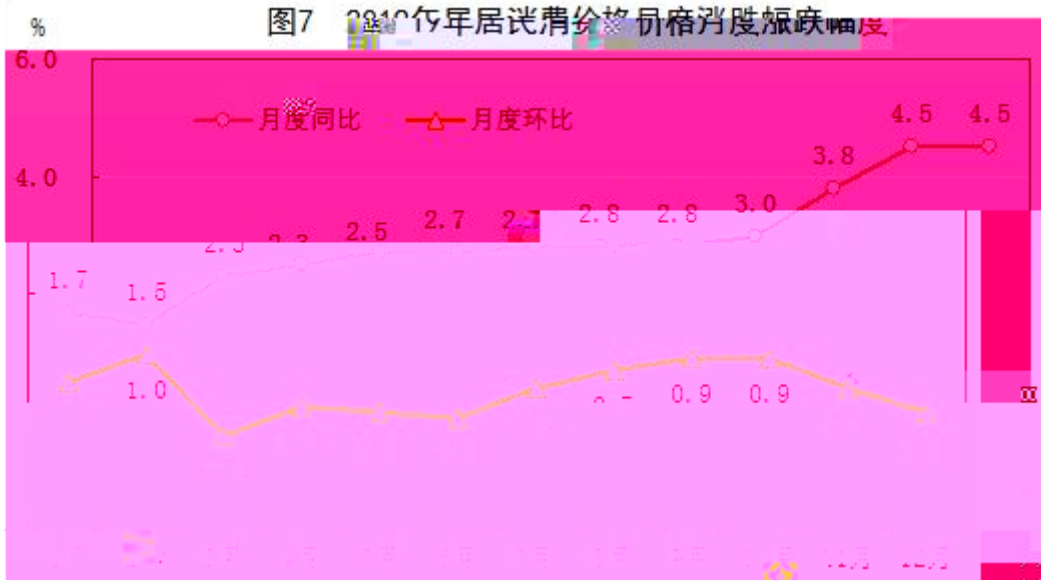
1.1

1352

9



图7 2019年居民消费价格指数月度涨跌幅度



2 2019

%

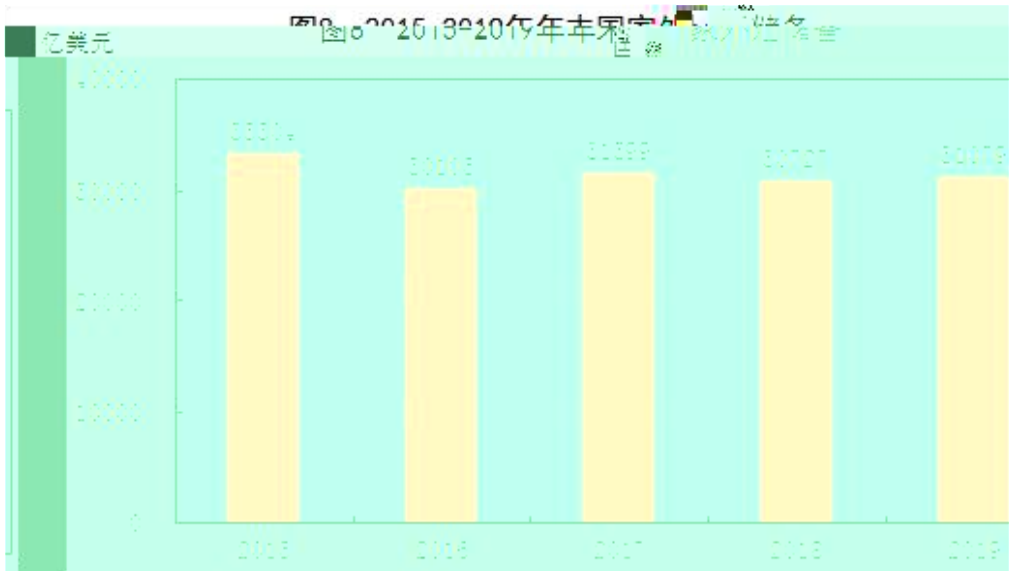
	2.9	2.8	3.2
	7.0	6.7	7.9
	1.6	1.7	1.2
[14]	1.4	1.3	1.5
	0.9	0.9	0.8
	-1.7	-1.8	-1.4
	2.2	2.3	1.9
	2.4	2.5	2.1
	3.4	3.5	3.1

31079

352

1 6.8985

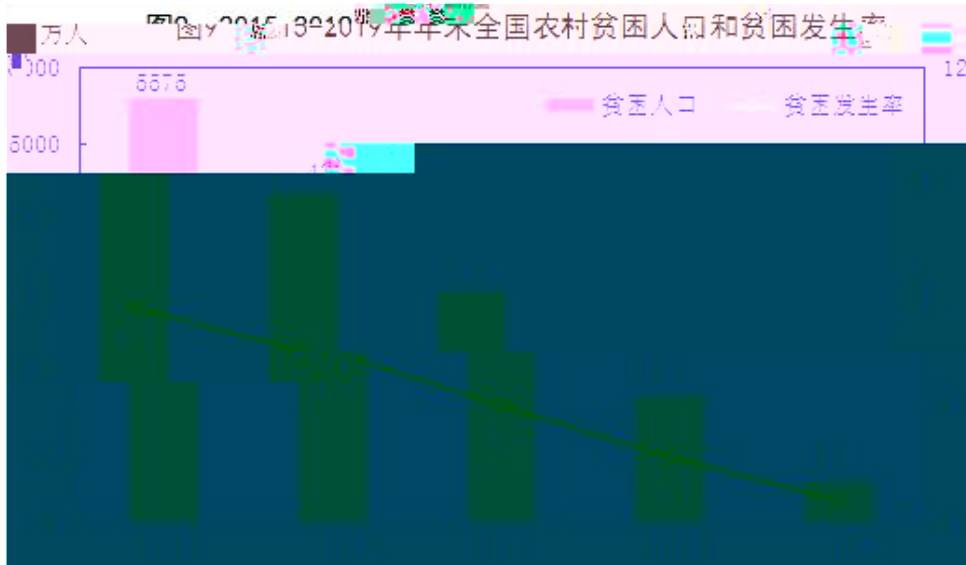
4.1%



		76.6%	0.1
		80.0%	2.0
	70.6%		49821
	2593		22473
2618		56.6%	0.2
		()	



551 1109 0.6%
 1.1 11567 11.5%
 8.0%

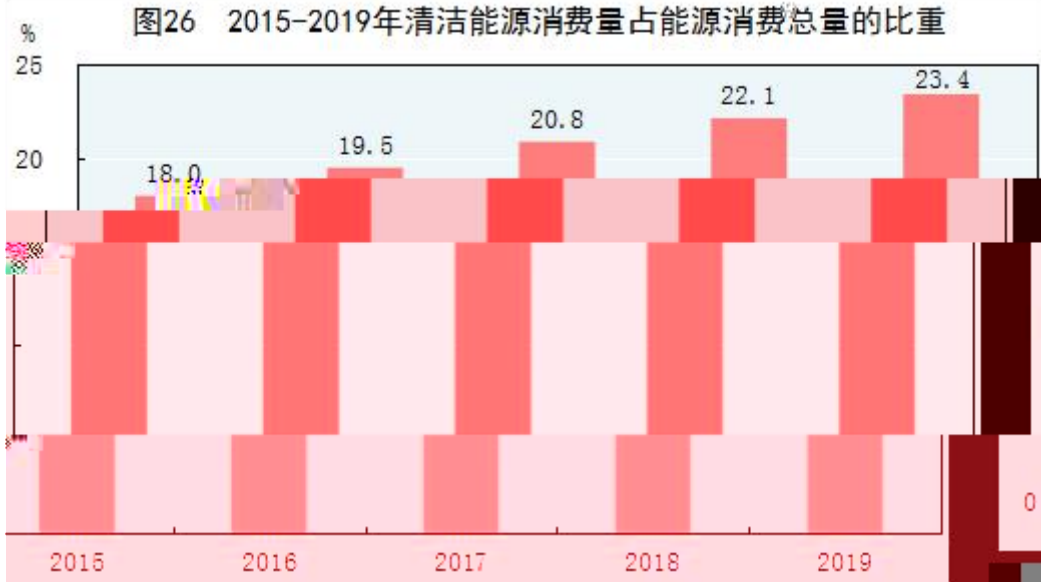


2.

62.4 3.6%
 14.7 10.3% [79]14.2 1.4%
 33.5 9.5%
 28670 5991 0.4%
 1.9% 2.1% 0.5%
 0.5% 67 6.1%
 42 7.2% 429 0.8%
 707 365
 51.6% 773 474
 5.4
 48.6 3.3%
 1.0% 6.8% 8.6% 4.5%
 57.7% 1.5
 23.4% 1.3
 2.1% 2.4%
 1.3% 2.2% 0.3%
 4.1%



图26 2015-2019年清洁能源消费量占能源消费总量的比重



1257				
76.6%		7.0%		16.4%
	337			46.6%
53.4%	(PM2.5)	(2015	PM2.5
)	40	/		2.4%
			322	2.5%
66.8%		28.9%		1.9%
		10.34		0.25
			5	
		1926		280
		1923		457
		28		117
5.0		20	13	59
	2345		1.4	
			29519	10
	1.474		4.7%	0.083
		1.80		10.8%
			6.7%	



5.4% 8 1.4 1-8
2.5% 1-7 1.3
11.4% 9 8




		20.3%	12.7%		5.1	1.9
	9		()		3.37%	
6.						
		231151			0.7%	
		7.5%		0.2%	127103	1.8%
104048						



		23781		3.9%
0.6%			1.3%	
32821	2.8%	0.3%		12297
5.8%	1.6%			2.67
0.08		20512		3.2%

		9	(%)	1-9	(%)
22070			3.9	48123	2.3
()		()			
101508			6.0	274267	0.9
()		()			
142595			4.3	400397	0.4
()		()			
()		5251	-4.7
()		2838	-10.8
()		37039	20.7
()		36186	-11.7
()		...	6.5		





	9		1-9	
		(%)		(%)
	1416	-18.6
	4198	-24.1
()	()	...	117073	-1.8
	103614	-1.0
	2190	-16.5
	5929	-15.3
()	()	...	115647	3.7
	103497	6.2
	3164	-15.7
	6403	-17.1
()	136376	4.4
()	20484	4.0
	94	-9.5
	44485	5.9
	45145	2.9
	21783	9.5
	()	...	15011	-2.9
	()	...	49581	0.5
	13376	5.3	98573	-5.5
()	30200	3.2	236843	-7.3
	5095	4.0	36481	-6.7
()	3715	-2.9	25226	-23.9
	836	1.9	5465	-20.8
	31579	4.1	248098	-5.1
	12541	5.6	93109	-4.4
	1389	7.8	11110	10.6
	228	22.0	1638	12.3
	421	17.6	2723	1.2
	1125	8.3	8045	-12.4
	296	13.7	2293	4.5
	222	13.1	1612	-12.5
	597	10.7	4577	6.8
	706	-0.5	5819	-8.0
	471	9.6	3815	6.2
	323	12.2	2386	3.7
	157	-0.6	1086	-9.9
	411	-4.6	3712	7.2
	1560	-11.8	12229	-16.7
	3866	11.2	26736	-6.3
	166	0.5	1165	-7.5
	30663	10.0	231151	0.7
	16620	8.7	127103	1.8
	14043	11.6	104048	-0.6



	9		1-9	
		(%)		(%)
...		1.6	...	3.1
...		2.1	...	4.1
...		7.9	...	14.3
...		0.0	...	0.5
...		2.6	...	4.9
...		0.2	...	0.6
...		6.4	...	10.9
...		-0.4	...	-0.2
...		-0.8	...	-0.3
...		-0.1	...	0.1
...		-3.6	...	-3.5
...		0.7	...	1.4
...		1.5	...	1.9
...		4.3	...	5.0
...		-2.8	...	-3.0
...		-4.8	...	-6.0
...		-6.2	...	-6.1
...		-1.3	...	-1.5
...		-0.1	...	0.8
...		2.1	...	3.7
...		-1.7	...	-0.8
...		-0.8	...	-0.3
...		-1.9	...	-1.8
...		-9.3	...	-8.5
...		1.8	...	-0.7
...		2.9	...	-1.8
...		-7.8	...	-8.1
...		-0.8	...	-2.3
...		-1.0	...	0.9
...		-0.1	...	-0.1
...		3.9	...	6.4
...		-3.8	...	-3.5
...		2.8	...	1.2
...	()	2.1	...	1.8
...	()	-1.2	...	-0.9
...	()	2.3	...	-0.6
...	()	8.5	...	4.2
...	()	6.7	...	7.0
...	()	9.1	...	4.0



	9		1-9	
		(%)		(%)
		()		
	...	-3.0	...	-7.5
	...	()	...	-3.3
	...	-1.8	...	-3.3
	...	()	...	-1.5
	...	-3.0	...	-1.5
	...	()	...	-4.0
	...	-5.7	...	-4.0
	...	()	...	53.0
	...	32.4	...	53.0
	...	()	...	88.4
	...	59.0	...	88.4
	...	()	...	12.7
	...	8.9	...	12.7
	...	()	...	9.9
	...	10.3	...	9.9
	...	()	...	-6.0
	...	-5.7	...	-6.0
	...	()	...	-11.9
	...	-16.7	...	-11.9
	...	()	...	-1.6
	...	1.3	...	-1.6
()	...	()	23781	0.6
	32821	-0.3
	12297	1.6
	13486	3.6
	3680	-2.0
	2090	7.2
	4525	8.9
()	20512	3.2
()	14923	-6.6
	19247	-8.4
	9430	-3.2
()	17952	-2.1
()	4035	2.1
(/)	4035	2.1


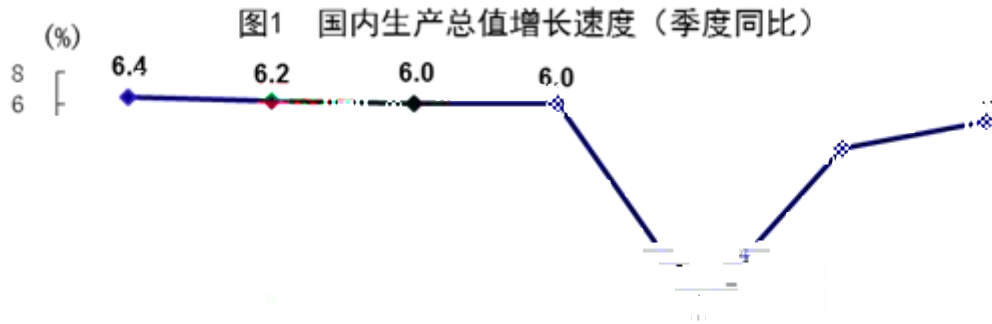


图4 固定资产投资（不含农户）增速（累计同比）

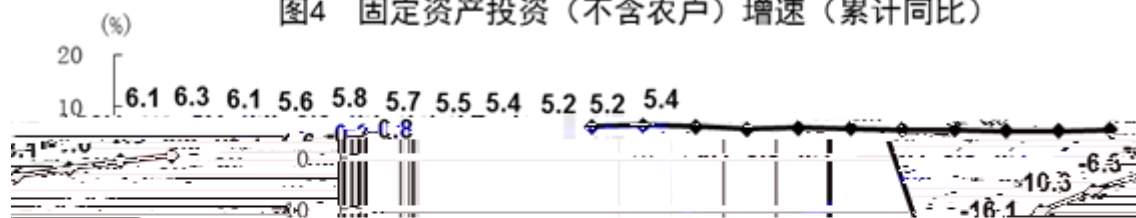


图5 房地产开发投资增速（累计同比）

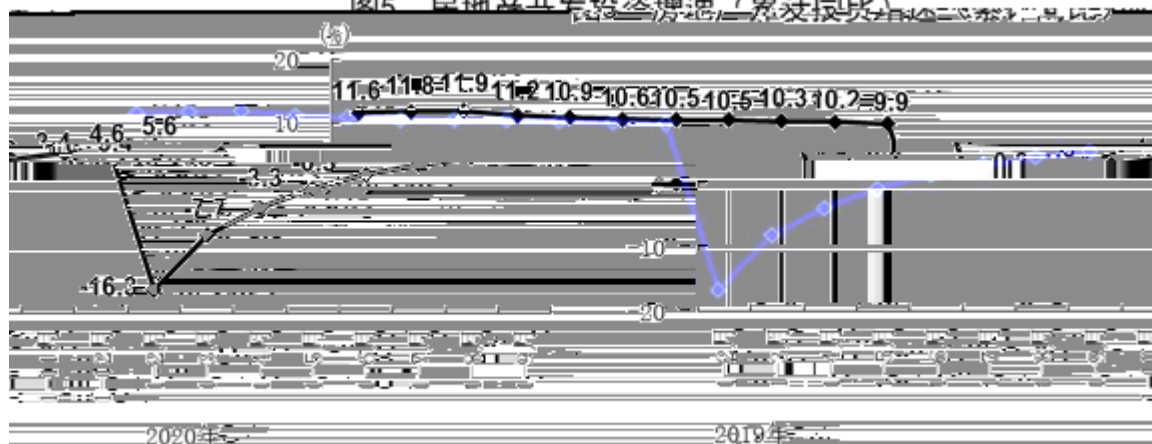


图6 居民消费价格上涨情况（月度同比）

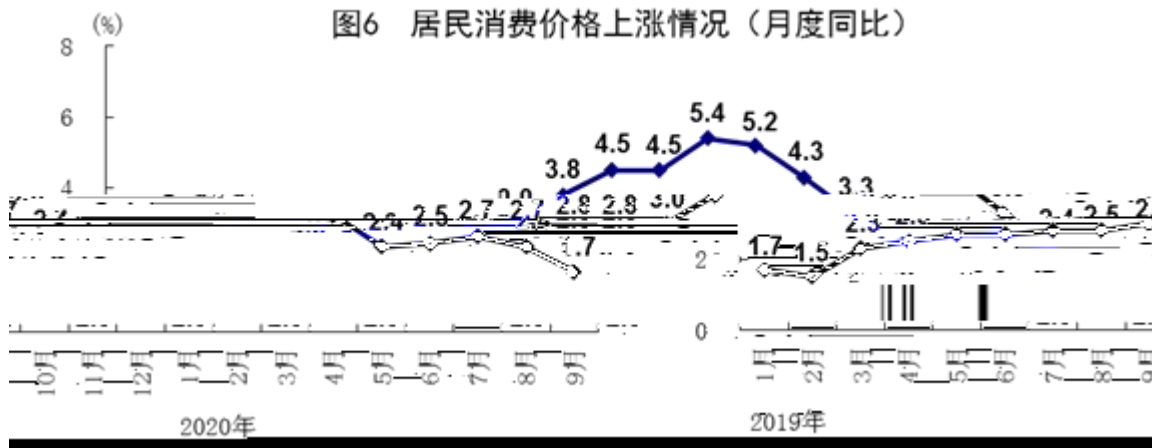
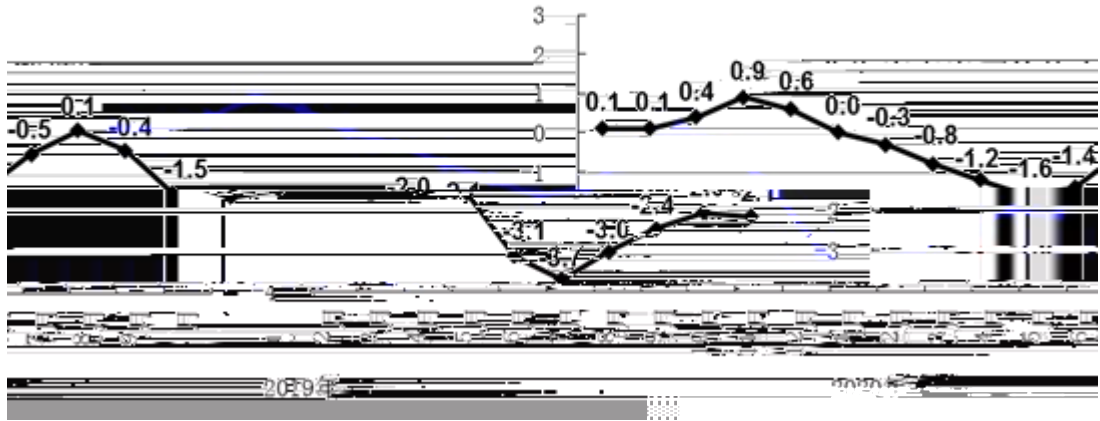




图7 工业生产者出厂价格



“ ”

“ ”

1.

2019 5 8

“ ”

“ ”

“11+5”

“ ”

“ ”

2.

2015

2019



100%

2

3.

2019 6

2020 46

2025

4.

2019 1

2020




1)

“ +”

115

65

2)



1.

(1)

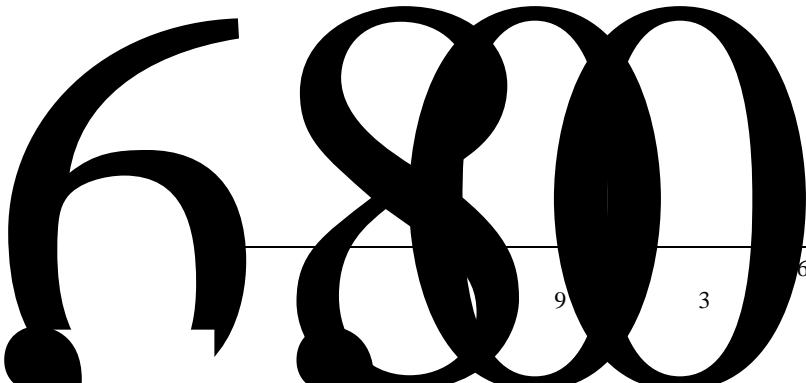
27

190



70.00	84.16	76.16
-------	-------	-------

20,000.00	14,821.40	25,202.14
7,932.63	48,758.66	45,068.66
20,337.69	33,676.43	13,573.48
2,819.42	8,550.61	8,434.41
25.45	234.86	248.71
122.00	-120.22	43.18
31.90		
170,385.23	97,456.3	





(“-”)	0.05	0.69	
	7.00	19.87	24.44
	-1,774.30	1,250.12	6,077.99
	10.55	500.02	0.02
	2.57	882.46	116.52
	-1,766.32	867.68	5,961.49
	7.74	413.31	53.89
	-1,774.05	454.36	5,907.60

1

(1)

12 a



-1.72%	0.33%	2.04%	1.20%
0.65%	2.02%	1.79%	0.90%
-2.40%	1.93%	4.65%	8.20%
-2.27%	1.94%	4.65%	7.70%
0.23	0.19	0.18	0.40
0.29	0.24	0.24	1.20
1.05	0.84	0.83	1.50
17.16	12.62	12.65	3.80
68.28%	62.23%	61.28%	63.60%

03000

5
5'02

~

@

8



(4)

(1)

()

[2020] 2-00529

(2)

()

()

()

()

(1)

(2)

(3)

A

(4)

4



	32,879,854.19	634,581,185.86	659,964,433.29	679,763,366.29	693,358,633.62	700,292,219.95
	1,853,499.23	35,772,535.17	37,203,436.57	38,319,539.67	39,085,930.46	39,476,789.77
	34,733,353.42	670,353,721.02	697,167,869.86	718,082,905.96	732,444,564.08	739,769,009.72
		5%	4%	3%	2%	1%

1)

	603,734,558.99	465,470,110.43	545,472,177.36
	0.00	2,124,157.35	2,087,308.10
	604,346,524.05	480,547,316.77	550,673,327.76

2)

3)

85905



		13%	9%	6%	
7%		3%			2%
1)					
	430,074.09	357,094.85			437,711.35
	258,044.46	214,256.92			262,



			1-12.10
	14,597,049.42	4,505,408.13	2,581,934.26
	2,713,630.60	864,121.84	303,750.86
	830.98	0.00	0.00
	1,140,229.99	293,936.76	202,883.00
	208,149.35	122,577.05	5,395.00
	50,380.82	0.00	0.00
	2,362.85	0.00	0.00
	57,493.75	110,744.79	50,556.97
	-	25,898.15	12,844.80
	113,530.71	5,269.50	0.00
	687,973.98	274,982.55	10,864.77
	5,312,337.51	896,389.89	419,354.42
	104,186.64	21,888.44	5,402.66
	31,422.53	2,281.64	1,637.81
	18,711.60	11,613.00	0.00
	6,415.09	0.00	0.00
	263,889.63	0.00	0.00
	16,410.26	0.00	0.00
	-	262.73	0.00
	123,378.01	75,772.43	46,150.00
	2,092,358.22	62,800.00	120,000.00
	3,892,913.60	708,834.13	383,510.52
	11,565,899.18	12,944.96	0.00
	3,359.00	0.00	0.00
	15,240,023.74	17,497,310.06	5,603,111.84
	31,580.37	0.00	0.00
	280.00	0.00	0.00
	60,964.11	0.00	0.00
	17,122.77	178.64	89.32
	58,352,884.71	25,493,214.69	9,747,486.23

2)

3)



	11-1					
	234,703.60	2,816,655.56	2,816,655.56	2,816,655.56	2,816,655.56	2,816,655.56
	27,000.71	331,364.57	331,364.57	331,364.57	331,364.57	331,364.57
	18,043.91	221,326.91	221,326.91	221,326.91	221,326.91	221,326.91
	490.45	5,885.45	5,885.45	5,885.45	5,885.45	5,885.45
	4,596.09	55,153.06	55,153.06	55,153.06	55,153.06	55,153.06
	1,167.71	14,012.51	14,012.51	14,012.51	14,012.51	14,012.51
	987.71	11,852.48	11,852.48	11,852.48	11,852.48	11,852.48
	38,123.13	457,477.55	457,477.55	457,477.55	457,477.55	457,477.55
	491.15	5,893.81	5,893.81	5,893.81	5,893.81	5,893.81
	148.89	1,786.70	1,786.70	1,786.70	1,786.70	1,786.70
	4,195.45	50,345.45	50,345.45	50,345.45	50,345.45	50,345.45
	10,909.09	130,909.09	130,909.09	130,909.09	130,909.09	130,909.09
	34,864.59	418,375.11	418,375.11	418,375.11	418,375.11	418,375.11
	509,373.80	5,806,861.36	5,806,861.36	5,806,861.36	5,806,861.36	5,806,861.36
	8.12	97.44	97.44	97.44	97.44	97.44
	886,135.11	10,327,997.06	10,327,997.06	10,327,997.06	10,327,997.06	10,327,997.06

1)

		1-12.10
33,168,066.48	24,706,606.03	20,349,028.68
6,075,337.04	3,864,518.50	3,007,629.09
49,246.32	-359.43	1,304.67
2,544,069.04	1,579,058.24	1,587,207.68
1,514,749.02	662,432.14	167,363.26
693,314.77	0.00	0.00
3,334,127.90	3,018,384.38	0.00
534,542.74	216,167.25	227,827.72
567,929.24	188,303.24	59,246.72
4,613,316.55	1,868,156.75	1,047,241.78
703,571.18	381,748.06	321,735.05
1,030,385.23	825,334.90	1,094,486.41
2,671,165.45	2,730,777.33	5,906,754.17
14,236,734.54	3,856,703.18	1,881,149.83
234,512.70	293,864.14	62,870.36
9,765.00	0.00	0.00
47,649.13	72,910.35	100,492.15
-	16,018.35	0.00
69,134.43	177,531.29	40,111.84

4 3



	7,274.62	68,568.63	28,569.43
	186,288.66	32,514.87	23,235.66
	12,120.00	2,567.46	33,031.43
	-	2,000.00	0.00
	-	0.00	2,439,935.41
	163,873.43	156,324.76	87,314.38
	-	1,050.00	176,414.70
	15,545.00	9,831.00	18,528.00
	55,852.69	18,998.32	9,405.94
	-	32,055.00	2,430.00
	5,736.99	-0.09	148,735.85
	232,404.57	429,169.36	252,759.88
	50,187.14	34,617.67	11,891.21
	-	2,905.00	25,843.50
	79,116,291.82	70,790,873.76	71,193,335.02

2)

0 J

-

9



	5,386.07	67,864.42	71,257.65	74,820.53	78,561.55	82,489.63
	95,203.80	1,199,567.86	1,259,546.25	1,322,523.56	1,388,649.74	1,458,082.23
	29,248.64	368,532.88	386,959.52	406,307.50	426,622.87	447,954.01
	99,498.76	1,253,684.43	1,316,368.65	1,382,187.09	1,451,296.44	1,523,861.26
	536,977.65	6,765,918.41	7,104,214.33	7,459,425.05	7,832,396.30	8,224,016.12
	171,013.62	2,154,771.62	2,262,510.20	2,375,635.71	2,494,417.50	2,619,138.38
	5,715.49	72,015.14	75,615.90	79,396.69	83,366.53	87,534.85
	9,135.65	115,109.19	120,864.65	126,907.88	133,253.28	139,915.94
	3,646.53	45,946.29	48,243.60	50,655.78	53,188.57	55,848.00
	28,097.22	354,025.03	371,726.28	390,312.59	409,828.22	430,319.64
	73,245.71	878,948.54	878,948.54	878,948.54	878,948.54	878,948.54
	2,719,326.05	32,631,912.62	32,631,912.62	32,631,912.62	32,631,912.62	32,631,912.62
	4,848.30	61,088.64	64,143.07	67,350.22	70,717.73	74,253.62
	2,597.22	32,724.98	34,361.23	36,079.29	37,883.26	39,777.42
	2,112.33	26,615.39	27,946.16	29,343.47	30,810.64	32,351.18
	3,002.86	37,836.00	39,727.80	41,714.19	43,799.90	45,989.90
	221,812.31	2,794,835.11	2,934,576.86	3,081,305.70	3,235,370.99	3,397,139.54
	7,937.67	100,014.65	105,015.39	110,266.16	115,779.46	121,568.44
	16,037.70	202,075.02	212,178.77	222,787.71	233,927.10	245,623.45
	1,684.36	21,222.98	22,284.13	23,398.34	24,568.25	25,796.67
	855.09	10,774.08	11,312.78	11,878.42	12,472.34	13,095.96
	220.91	2,783.45	2,922.63	3,068.76	3,222.20	3,383.31
	13,521.44	170,370.16	178,888.66	187,833.10	197,224.75	207,085.99
	22,978.17	289,524.95	304,001.20	319,201.26	335,161.32	351,919.39
	1,081.02	13,620.84	14,301.88	15,016.98	15,767.83	16,556.22
	2,349.41	29,602.55	31,082.68	32,636.82	34,268.66	35,982.09
	6,834,003.04	80,253,161.91	82,590,276.95	85,044,247.74	87,620,917.06	90,326,419.86

1)

-1,127,985.73	-339,796.17	-3,935,892.47
3,320,504.50	28,445,387.41	20,460,994.00
1,809,677.12	3,385,994.42	462,832.59
34,614,241.67	45,710,857.26	19,751,875.00



	12.11-12.31					
	-357,808.41	-4,293,700.88	-4,293,700.88	-4,293,700.88	-4,293,700.88	-4,293,700.88
	925,118.14	16,883,406.12	16,883,406.12	16,883,406.12	16,883,406.12	16,883,406.12
	42,075.69	504,908.28	504,908.28	504,908.28	504,908.28	504,908.28
	609,385.43	13,094,613.52	13,094,613.52	13,094,613.52	13,094,613.52	13,094,613.52

8

×

+

25%

1

-5,144,451.90 -42,204,538.32 -42,082,778.68 -42,618,806.81 -43,878,475

010-68008059

010-68008059-8030

9 2 3

904

100044

113





WACC

E

D

K_e

K_d

t

WACC

K_e

(CAPM)

K_e R_f

MRP R_c



23		-266,761,200.48						
----	--	-----------------	--	--	--	--	--	--

() 2020 12 10

1	-	832,129,367.57	832,129,367.57
2		164,126,012.35	164,126,012.35
3		668,003,355.22	668,003,355.22
4		83,408,602.97	83,408,602.97
5		10,829,310.94	10,829,310.94
6		1,037,091.95	1,037,091.95
7		46,668,823.61	46,668,823.61
8		38,969,164.51	38,969,164.51
9		9,637,017.74	9,637,017.74
10			

67,764.04

25,202.14

= 15,890.00

1		- 630.00
2		- 2,240.00
3		- 720.00



4		1, 010. 00
5		450. 00
6		-
7		1, 410. 00

	100 0%	
1	100. 00%	1, 430. 00
2	100. 00%	- 180. 00
3	80. 00%	1, 570. 00
4	80. 00%	- 230. 00
5	80. 00%	380. 00
6	80. 00%	140. 00
7	100. 00%	6, 370. 00
8	100. 00%	- 22, 510. 00
9	100. 00%	6, 950. 00
10	100. 00%	2, 750. 00
11	100. 00%	- 9, 180. 00
12	60. 00%	450. 00
13	100. 00%	5, 540. 00
14	100. 00%	-
15	100. 00%	350. 00
16	100. 00%	7, 820. 00
17	60. 00%	-
18	100. 00%	- 1, 010.





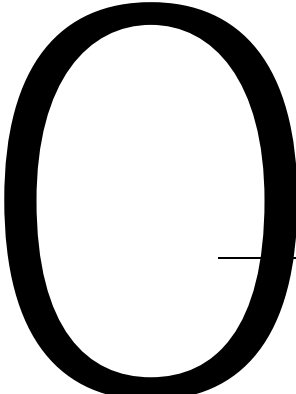
-

63	100.00%	- 480.00
64	100.00%	- 1,050.00
65	94.23%	4,800.00
66	100.00%	2,210.00
67	51.00%	3,320.00
68	55.00%	1,860.00
69	55.00%	- 3,230.00
7		

№... ПЛЕРМӘ... #

98050

- 3500





101		55.00%	760.00	
102		94.74%	-4,980.00	
103		100.00%	190.00	
104		89.66%	2,000.00	
105		89.66%	2,250.00	
106		89.66%	480.00	
107		89.66%	400.00	
108		89.66%	-1,270.00	
109		89.66%	260.00	
110		89.66%	250.00	
111		89.66%	170.00	
112		89.66%	80.00	
113		89.66%	80.00	
114		89.66%	-30.00	
115		89.66%	210.00	
116		89.66%	1,510.00	
117		89.66%	930.00	
118		89.66%	-310.00	
119		89.66%	-	
120		89.66%	-	
121		89.66%	-	
122		89.66%	500.00	
123		89.66%	1,970.00	
124		89.66%	1,320.00	
125		89.66%	1,980.00	
126		89.66%	-	
127		89.66%	-	
128		60.00%	220.00	



129		100.00%	3,240.00	
130		100.00%	6,840.00	
131		100.00%	90.00	
132		100.00%	-5,440.00	
133		100.00%	-300.00	
134		100.00%	5,630.00	
135		100.00%	670.00	
136		100.00%	1,890.00	
137		100.00%	-1,550.00	
138		51.00%	5,030.00	
139		100.00%	230.00	
140		100.00%	1,020.00	
141		100.00%	710.00	
142		100.00%	-1,570.00	
143		100.00%	9,940.00	
144		68.00%	2,350.00	
145		51.00%	6,000.00	
146		100.00%	-9,190.00	
147		51.00%	6,210.00	
148		100.00%	80.00	
149		100.00%	-1,000.00	
150		100.00%	6,800.00	
151		100.00%	210.00	
152		100.00%	11,970.00	
153		69.57%	810.00	
154		100.00%	550.00	
155		100.00%	2,360.00	
156		100.00%	7,740.00	
157		100.00%	10,220.00	
158		100.00%	4,810.00	
159		100.00%	-40.00	
160		100.00%	6,210.00	
161		82.35%	-2,740.00	
162		70.00%	14,650.00	
163		70.00%	-70.00	
164		100.00%	1,330.00	
165		100.00%	-	
166			-	
167		20.00%	94.11	
168			217,764.11	



$$\begin{aligned} &= \quad + \\ &+ \\ &= 232,934.11 \end{aligned}$$

二、资产评估结论

经资产基础法评估，启迪城市环境服务集团有限公司股东全部权益账面值

144,517,000.00元，评估值212,501,697.81元，增值率47.04%。

启迪环境科技发展股份有限公司		账面价值	评估价值	增值额	增值率
1	本部	144,517,000.00	212,501,697.81	67,984.69	47.04%
2	启迪城市环境服务集团有限公司 全资子公司	2,025.43	2,253.24	227.81	11.25%
3	启迪城市环境服务集团有限公司 控股子公司	1,000.00	1,000.00	0.00	0.00%



率 47.04%。

表 10-1 启迪城市环境服务集团有限公司资产基础法与收益法评估结果对比表

资产类别	资产基础法评估结果	收益法评估结果	差异率
流动资产	224,054.05	224,054.05	0.00%
非流动资产	4,666.88	0.00	0.00%
负债总计	228,720.93	228,720.93	0.00%
净资产 (所有者权益)	121,517.00	144,517.00	47.04%

6	无形资产	15,152.52
7	长期待摊费用	260.84
11	流动负债	224,054.05
12	非流动负债	4,666.88
13	负债总计	228,720.93
14	净资产 (所有者权益)	144,517.00

2. 收益法评估结果

经评估人员现场调查、访谈、查阅资料、分析、测算，启迪城市环境服务集团有限公司收益法评估结果为 144,517.00 万元，折现率 23.133411%

2,638.10 万元，差异率 5.74%

资产基础法与收益法评估结果相差

在企业的净现金流中，所以，收益法的评估结果能更好体现企业整体的成长性和盈利能力。

资产的价值通常受多种因素影响，评估师在评估过程中，主要是基于现场参与者对未来收益的预期，经分析后评估师认为收益法评估结果更能体现企业整体价值。

评估师在评估过程中，综合考虑了评估对象的实际情况，并进行了必要的调整。

评估师在评估过程中，采用了适当的评估方法，并进行了必要的调整。

的取价评估结论。

4. 最终评估结论

经上述分析，选取收益法评估结果作为最终评估结论，得出启迪城市环境服务集团有限公司股东全部权益在评估基准日的评估价值为322,001.11万元（大写：叁拾贰亿贰仟零壹万壹仟壹佰元）。

评估师提醒报告使用者，本报告结论是在假设前提条件下得出的。

评估师提醒报告使用者，本报告结论是在假设前提条件下得出的，评估结论不应当被理解为对评估对象未来发展的保证。

大于账面成本。

11

11

11

11

11

以会计原则计量的资产，应当以公允价值为基础进行计量的资产。

北京中和天信资产评估有限公司

北京中和天信资产评估有限公司
11

